


Specification & Install

6' & 4' TireSwing & Spinner Wear Mat



Specification & Install Instructions 2012

"A Safer Tomorrow, Begins Today!"

Designed specifically for use under playground equipment, high traffic areas, limit the loss or displacement of loose fill in kick out areas on the playground. Beveled TireSwing and Spinner Wear Mats offers a unique combination of shock attenuation, low maintenance, long wear, and accessibility.

Available Colors



Black

Specifications

Dimensions (+/-1/4")

2" thick x72"x72"

2" thick x48"x48"

Critical Height

6'

6'

Physical Properties

Test Description	Test Ref.	Results
Wear Resistant	ASTM 3884	Passed
Slip Resistant	ASTM F-1677	Passed
Non Flammable	ASTM 2859	Passed
Non Toxic	ASTM 2075	Lead: Not Detected

Accessibility

Beveled TireSwing and Spinner mat meets the requirements of ASTM 1251-99, Specification for Determination of Accessibility of Surface Systems Under and Around Playground Equipment.

Adhesive Recommendations

Outdoor general purpose construction- Gun Grade Approximate Coverage Edge Only Coverage 80 Ft.

Outdoor general purpose construction - 5 Gallon pail Aproximate Coverage 85 sq.ft. /Gallon

Outdoor general purpose construction adhesive is to be troweled into place (thick film) onto the asphalt or concrete base surface. Store adhseive in a dry place. Do not subject adhesive to freezing temperatures under any cnditions.

Prior to Installation


Beveled TireSwing and Spinner Wear Mats for this installation have been shipped to you on pallets with the tiles shrink wrapped. Please inspect the exposed edges for any damage. Next confirm shipment to packing list, note on the Bill Of Lading or Delivery Receipt, before signing, any damages or discrepancies.



Specification & Install

6' & 4' TireSwing & Spinner Wear Mat

Specification & Install Instructions 2012



"A Safer Tomorrow, Begins Today!"

Designed specifically for use under playground equipment, high traffic areas, limit the loss or displacement of loose fill in kick out areas on the playground. Beveled TireSwing and Spinner Wear Mats offers a unique combination of shock attenuation, low maintenance, long wear, and accessibility.

Installation Surface

Beveled DynaCushion Wear Mats may be applied to concrete, asphalt, compacted crushed gravel, wood fiber, earth, artificial turf or equal to.

Sub Surface Requirements

All sub surfaces should be properly excavated and applied to insure:

Sub surface drainage.

Non-Separation of concrete layers.

Prevention of Heaving due to freeze/thaw or unstable ground conditions.

The stabilization of the sub surface is the sole responsibility of the installer and/or owner.

Sub surface installation should assure good drainage of the area by either a well-defined gradient of the surface or well-placed drainage pipe in lower spots of the installation.

Concrete SubSurface

Concrete surfaces must be thoroughly cured and free from hydrostatic pressure before installing Beveled TireSwing and Spinner Wear Mat (28 days after pour). All surfaced should be flat, level, clean, and dry before applying adhesive for installation. The concrete finish should be reasonably smooth to reduce the amount of adhesive required.

Concrete surface should be free from paint, dirt, oil, or other surface contamination before applying adhesive.

Any separation of concrete layers, heaving, etc. is the sole responsibility of the installer and/or owner.

Assure good drainage of the area by either a well defined gradient of the surface or well placed drainage pipe in lower spots of the area. Secure with adhesive to concrete.

Asphalt Sub Surface


Asphalt sub surface must be hard, level, and free of grease, oil, and other contaminants. Avoid installation on new asphalt until surfaces oil has had time to dissipate (30 days after compacting) and drainage can be evaluated. Any separation of asphalt or blacktop layers, heaving etc. is the sole responsibility of the installer and/or owner. Insure good drainage of the area by either a well-defined gradient of the surface or well-placed drainage pipe in lower spots of the area. Secure with adhesive to asphalt.



Specification & Install

6' & 4' TireSwing & Spinner Wear Mat

Specification & Install Instructions 2012



"A Safer Tomorrow, Begins Today!"

Designed specifically for use under playground equipment, high traffic areas, limit the loss or displacement of loose fill in kick out areas on the playground. Beveled TireSwing and Spinner Wear Mats offers a unique combination of shock attenuation, low maintenance, long wear, and accessibility.

Crushed Gravel or Wood Fiber

Compacted gravel surfaces are the sole responsibility of the installer/owner to provide a stable compacted sub surface with proper drainage. Standard sub surface of 6" minimum medium to coarse crushed gravel (3/8" minus) moisten and compacted to 95% proctor. A geotextile filter cloth is then put over the top of the compacted surface. Secure joints with mono compound adhesive. The installation should be recessed the depth of the Beveled TireSwing or Spinner Wear Mat plus a minimum 4" of compacted gravel as described above.

Disclaimer:

The installation guidelines represent a typical installation and generally accepted installation practices should be followed. Use of a trained installation professional is recommended for best results. Pierceton Rubber Products, Inc. does not warrant any installation work and specifically disclaims liability for any direct or indirect personal injury, property damage or other costs or losses resulting from incorrect or inadequate installations.

